

# Innovation & Integrated Systems Tragging

Your IoT Assets Tracking &  
Maintenance Software



OVERVIEW

V4.1 | 2025

# Agenda

01 TFAM Software Overview

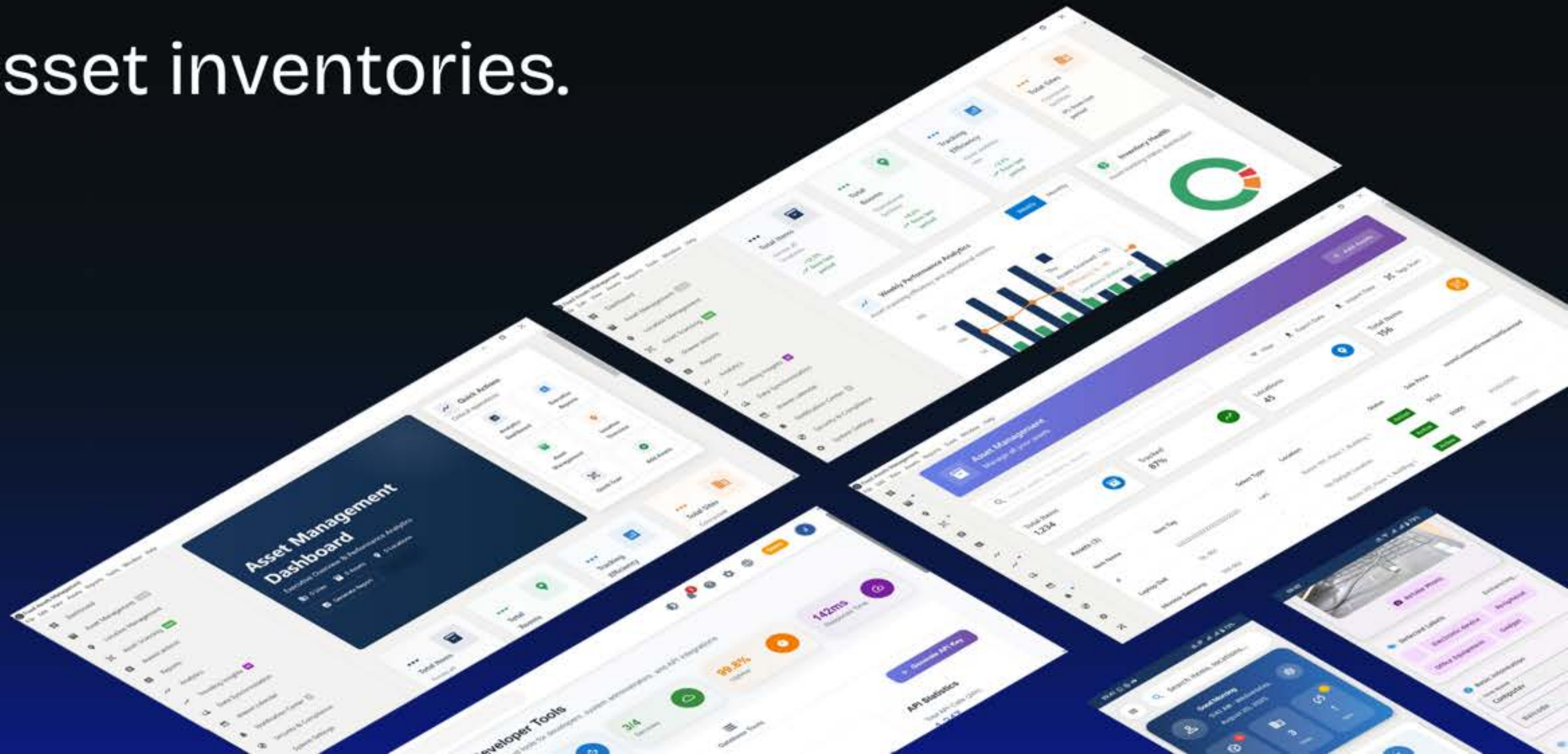
02 TFAM Software Specifications

# TFAM Overview

**OVERVIEW**

V4.1 | 2025

From one-off projects to **sustainable**  
**living** asset inventories.



# Make the Most of your Assets & Equipment



Each Stage of your **Assets Lifecycle**  
has its **own Module**

Built on **IoT and RFID** Fueled by data.  
Committed to compliance.

The screenshot displays a dark-themed web application interface for Asset Management. At the top, there is a search bar with the placeholder text "Search assets, lo" and a navigation bar containing icons for settings, notifications (with a red badge showing '3'), help, and a user profile icon labeled 'J'. A left sidebar menu lists various navigation options: Dashboard, Asset Management (with a badge for '1,234'), Location Management, Asset Scanning (with a 'Live' badge), drawer.actions, Reports, Analytics, Trending Insights (with an 'AI' badge), and Data Synchronization. The main content area features a large header "Asset Management Dashboard" with the subtitle "Executive Overview & Performance Analytics". Below this, three key metrics are shown: "5 Sites", "2,847 Assets", and "1,052 Locations". Two prominent buttons, "Generate Report" and "Refresh", are positioned below the metrics. On the right side, a "Quick Actions" panel titled "Critical operations" contains six interactive buttons: "Analytics Dashboard", "Executive Reports", "Asset Management", "Location Overview", "Quick Scan", and "Add Assets".

# Reason for TFAM's success

APM (Asset Performance Management)

Powerful Reporting Tool

CMMS (Computerized Maintenance Management System)

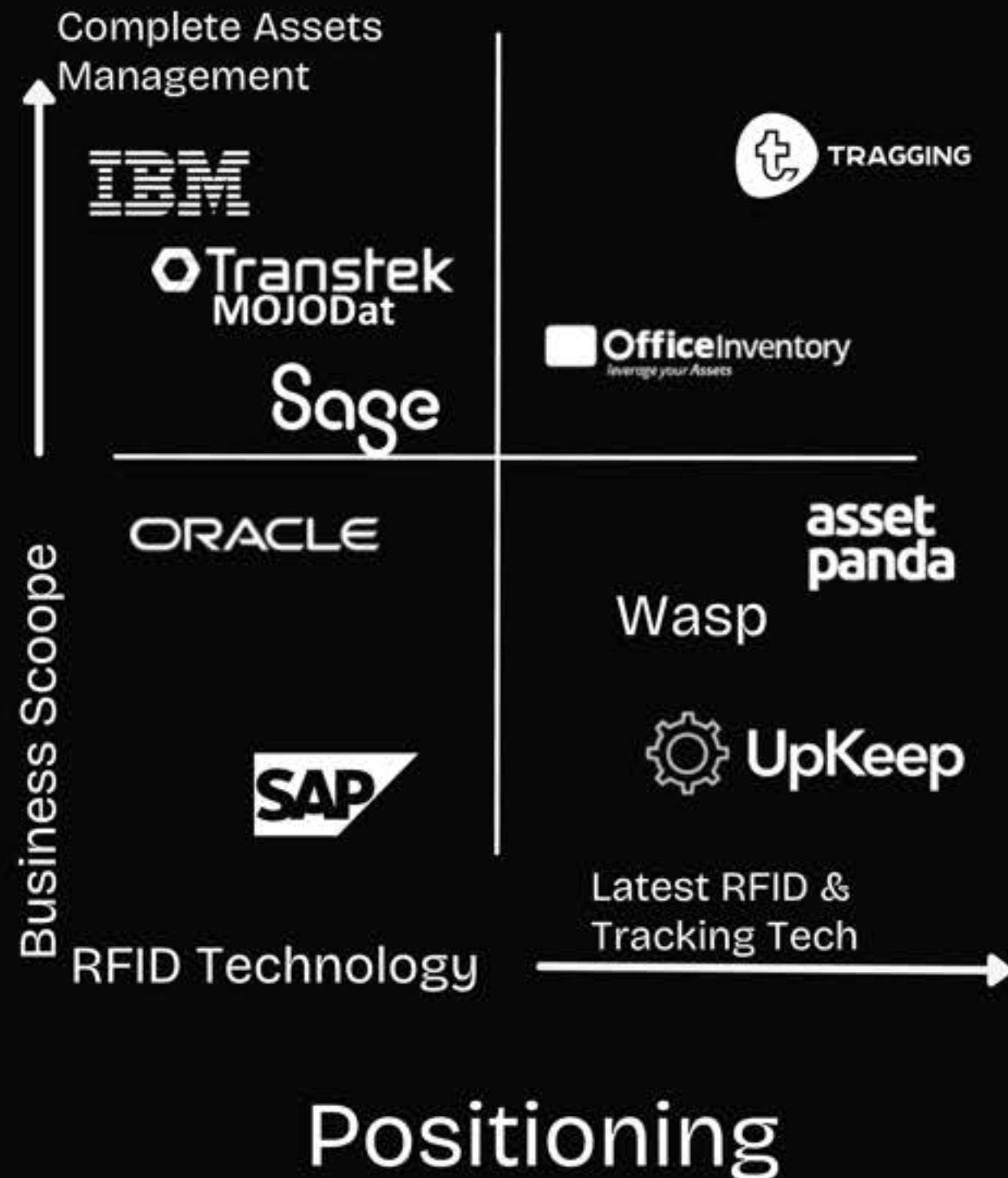
EAM (Enterprise Assets Management)

GIS (Geographic Information System)

RFID / Barcode Technology

Customer Focus

# Reason for TFAM's success



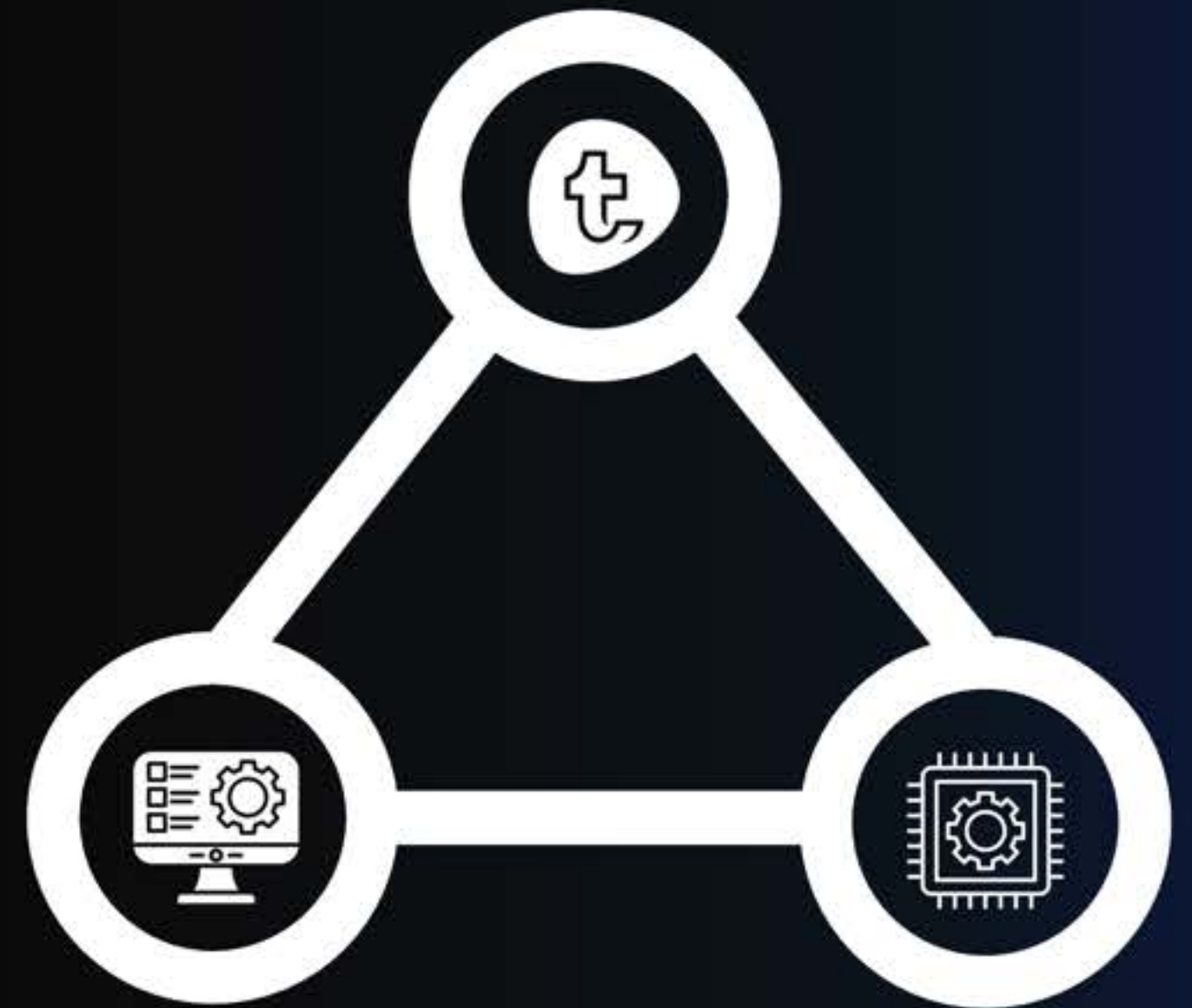
The only **RFID-powered** solution in KSA built to guarantee sustainable asset governance under **C2A requirements.**

# Asset Management Software Designed For Simplicity

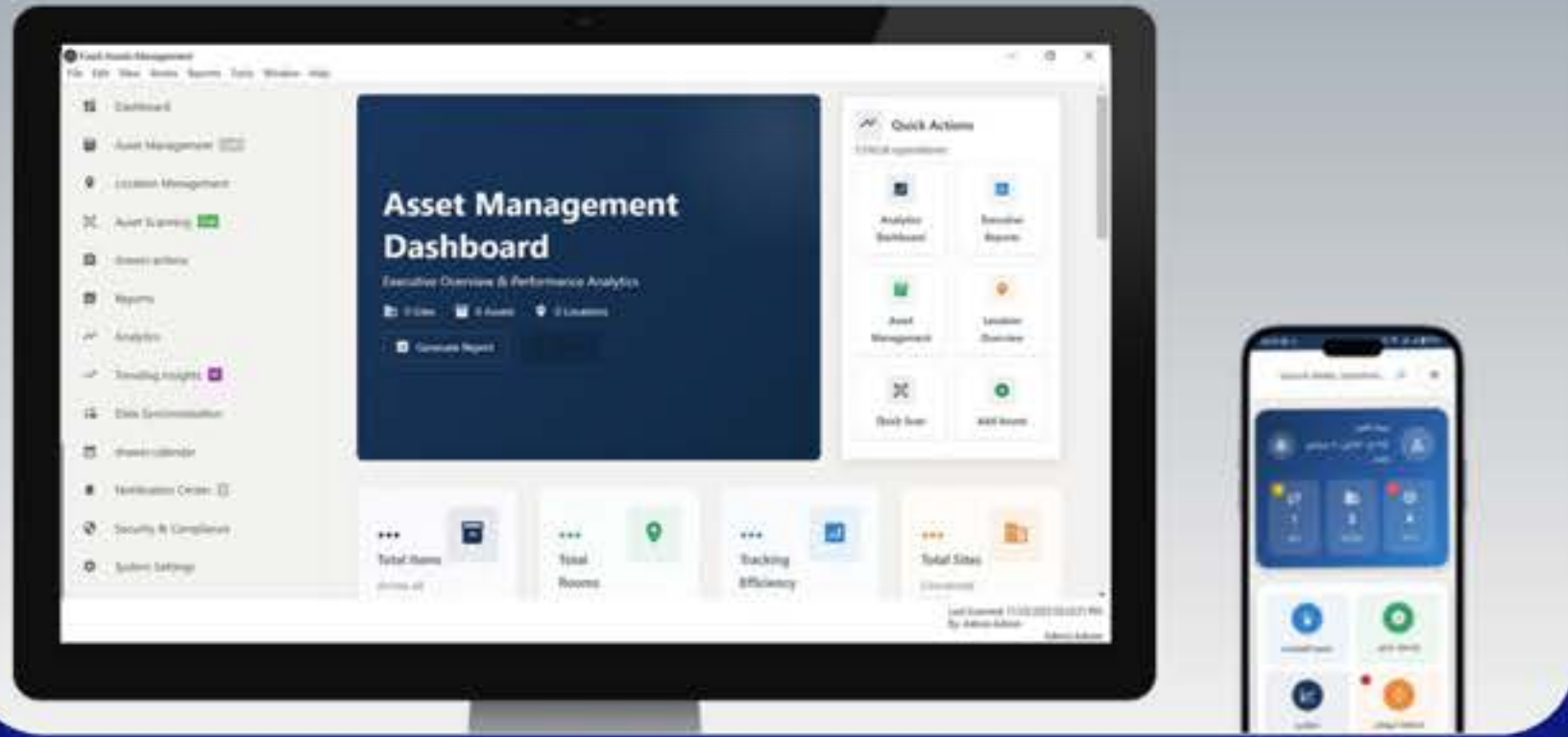
From Single Purpose Software



Each line represents a time-consuming and potentially error-prone task.



To an All-in-one Solution



## Accessible on Devices

- ★ Intuitive and Elegant user Interface
- ★ Compatible with various Android & RFID Readers

ORACLE

Dynamics 365

TRAGGING

odoo

intuit quickbooks.

ZOH Analytics

## Easily Integrate

- ★ TFAM is integrated with a variety of ERP and BI Reporting tools
- ★ You can integrate other solution seamlessly

# Dedicated Support

## Account Manager

- ⊛ Main Point of Contact (PoC)
- ⊛ Update you on TFAM
- ⊛ Collaborate on business Strategies



Account Manager



Customer Success Agent



# Dedicated Support

## Customer Success AM

- ⊛ Assist you with any technical support
- ⊛ Collaborate closely with you to ensure maximum benefit from the solution

Customer Satisfaction



Customer Success AM



Functional &  
Technical Support



# Features and Specs

**OVERVIEW**

V4.1 | 2025

# Two Compatible Deployment Options

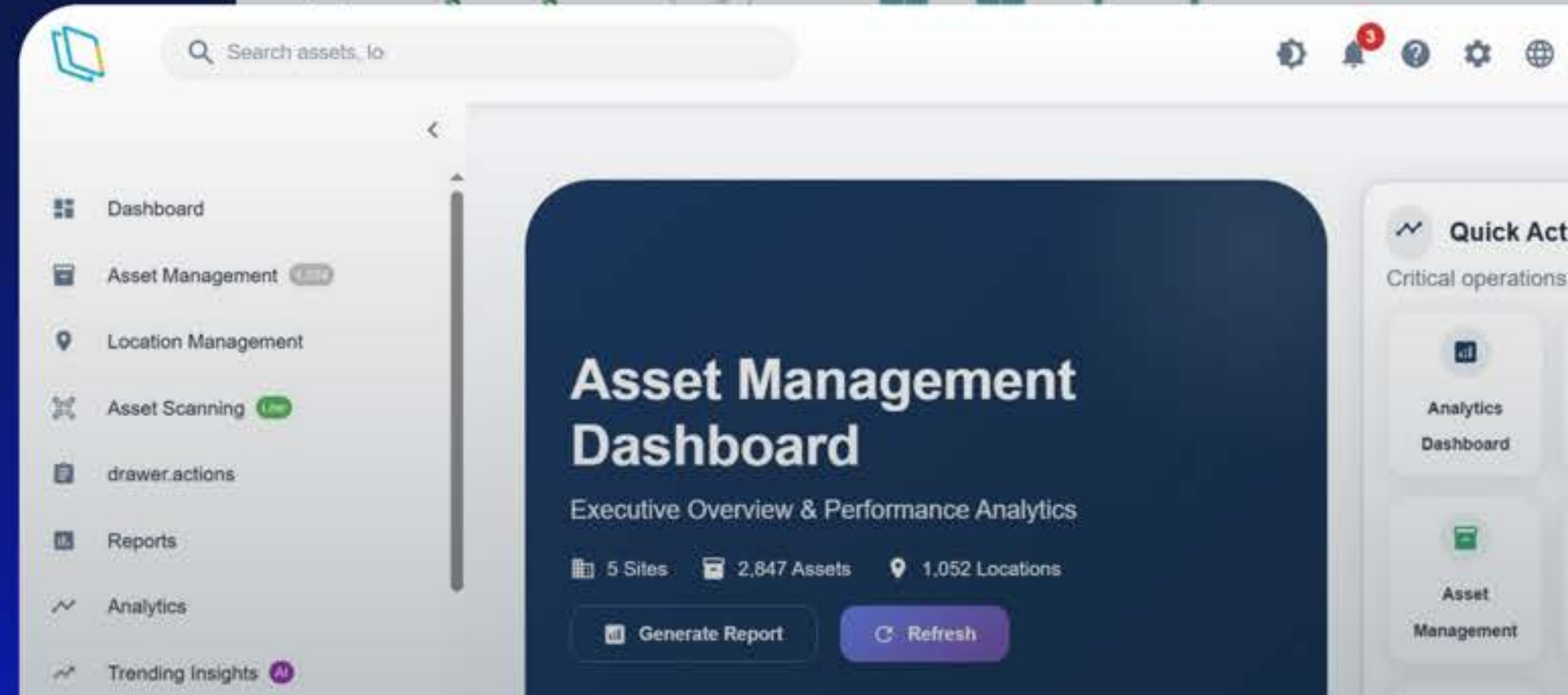
## Two Compatible Deployment Options

### Desktop (Windows)

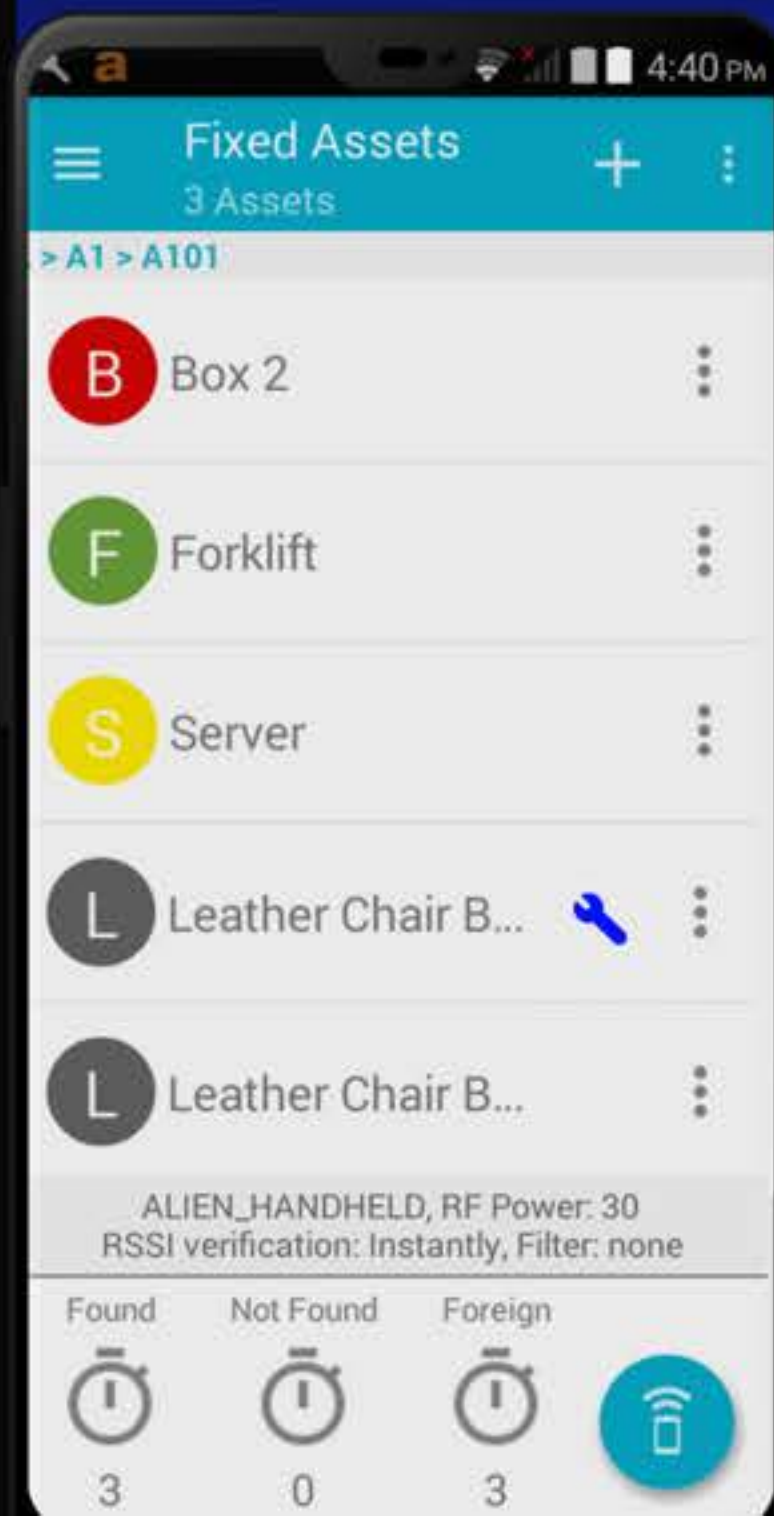
- Legacy Version: C# / .NET / SQL
- Modern Version: React.js & Electron with .NET / SQL backend

### Web-Based Platform

- React.js web interface
- .NET / SQL backend



# Mobile Application



- Mobile app for inventory & management purpose
- Live sync & On-Demand data sync

# Multiuser / user level

- Advanced user privilege
- Multi-users (according to EULA, min. 2 users)

### User Group

Group of permissions to be assigned to certain user

**Administrators**

**Auditors**

**Maintenance Team**

**Managers**

**Site Managers**

**Supervisors**

User Group Name

Add/Edit Access

Building	<input type="checkbox"/> Add	<input type="checkbox"/> Edit
Floor	<input type="checkbox"/> Add	<input type="checkbox"/> Edit
Room	<input type="checkbox"/> Add	<input type="checkbox"/> Edit
Assets	<input type="checkbox"/> Add	<input type="checkbox"/> Edit

Accessible Reports

<input checked="" type="checkbox"/> Overview	▲
<input type="checkbox"/> System Overview	
<input type="checkbox"/> General Overview	
<input type="checkbox"/> Disposed Objects	
<input checked="" type="checkbox"/> Asset Tracking	
<input type="checkbox"/> Assets History	▼

Accessible Views

<input checked="" type="checkbox"/> Settings	▲
<input type="checkbox"/> Company Details	
<input type="checkbox"/> Location Settings	
<input type="checkbox"/> Scanner Type	
<input type="checkbox"/> Asset Settings	
<input type="checkbox"/> Asset Partitions	
<input type="checkbox"/> User Group	▼

# Custom Fields

- Unlimited custom field
- Support wide range type

## Custom Fields

Custom Fields can be added to the below target as much as you want

### Targets

Building  
Floor  
Room  
**Asset**  
Group  
Supplier  
Warranty Provider  
Move Action  
Dispose Action  
Consignee  
Consign Action  
Return Consigned Assets  
Maintian Action  
Return Assets In Maintenance  
Site

Field Name	Type	Required	Unique	Fixed
Responsible	Text	<input checked="" type="checkbox"/>	<input type="checkbox"/>	<input type="checkbox"/>
Type	List	<input type="checkbox"/>	<input type="checkbox"/>	<input type="checkbox"/>
Color	List	<input checked="" type="checkbox"/>	<input type="checkbox"/>	<input type="checkbox"/>
Date of Archive	Date	<input checked="" type="checkbox"/>	<input type="checkbox"/>	<input type="checkbox"/>
Status	Text	<input checked="" type="checkbox"/>	<input checked="" type="checkbox"/>	<input type="checkbox"/>
Can be assigend?	Yes/No	<input type="checkbox"/>	<input type="checkbox"/>	<input type="checkbox"/>

# Advanced data import

Advanced data import, including Mapping data to give more flexibility.

Tragging Fixed Assets SETTINGS | LOGOUT

Dashboard Actions Reports Utils E-Gate Reminder (316)

Import from Excel Assign Tags Print Tags Database Sync QuickBooks Sync

Used to import data (Assets, Locations, Types, suppliers...) from an excel sheet

Select Excel File

Company File  Browse

Select the Sheet  Template

Import Options

- Accept untrackable Assets
- Include Location Info, if not checked assets will be added to 'No Default Location'  Add new Locations
- Include Accounting Info  Add new Suppliers  Add new Cost Centers  Add New Category  Add New SubCategory  Add New Type...
- Include Warranty Info warranties are based on:  Date  Distance/Duration
- Include Image (Image field should contain name and extension only, and it should be located in the same folder of the excel file)
- Include Custom Field (Note: No Check will be applied)





Date Format

# 4 level location structure

- Location structure can be modified with client requirements
- Max. structure 4 levels


**Location Settings**


Please Adjust The Locations' Name and Order Based on how you want to view them

First Level	Second Level	Third Level	Fourth Level
Site	Building	Floor	Room
Sort By	Sort By	Sort By	Sort By
Alphabetically	Alphabetically	Alphabetically	Alphabetically
			

Asset

Structure Name  Sort By

Only Admin!  Reset Structure (all locations will be lost, assets will be moved to "No Default Location")

 Locate assets (relocate all assets to its "found in" location)

# Support both RFID & Barcode

- Inventory can be done using RFID &/or Barcode

## Asset Settings

 Please configure your asset settings based on your needs

### General Info

Enable Barcode Field

Make Maintenance Reminder on

Acquisition Date

Placed In Service Date

### Accounting

Skip accounting section without validation while adding a new asset.

Enable QuickBooks account field

### Cost Center

Cost Center



Save

# Compliant with KSA accounting standards & IFRS norms



- 4 levels fixed assets chart
- Depreciation on 3th level
- All fields & info required by KSA finance ministry (Template J & others)



الاستحقاق المحاسبي  
Accrual Accounting



# Managing entire fixed assets Lifecycle

- Acquisition
- Depreciation
- Maintenance
- Assign/ Consign
- Grouping
- Disposal

## Tragging Fixed Assets

Dashboard Actions Reports Utils E-Gate Reminder

Move Assets Dispose Assets Consign Assets Maintain Assets **Group Assets**

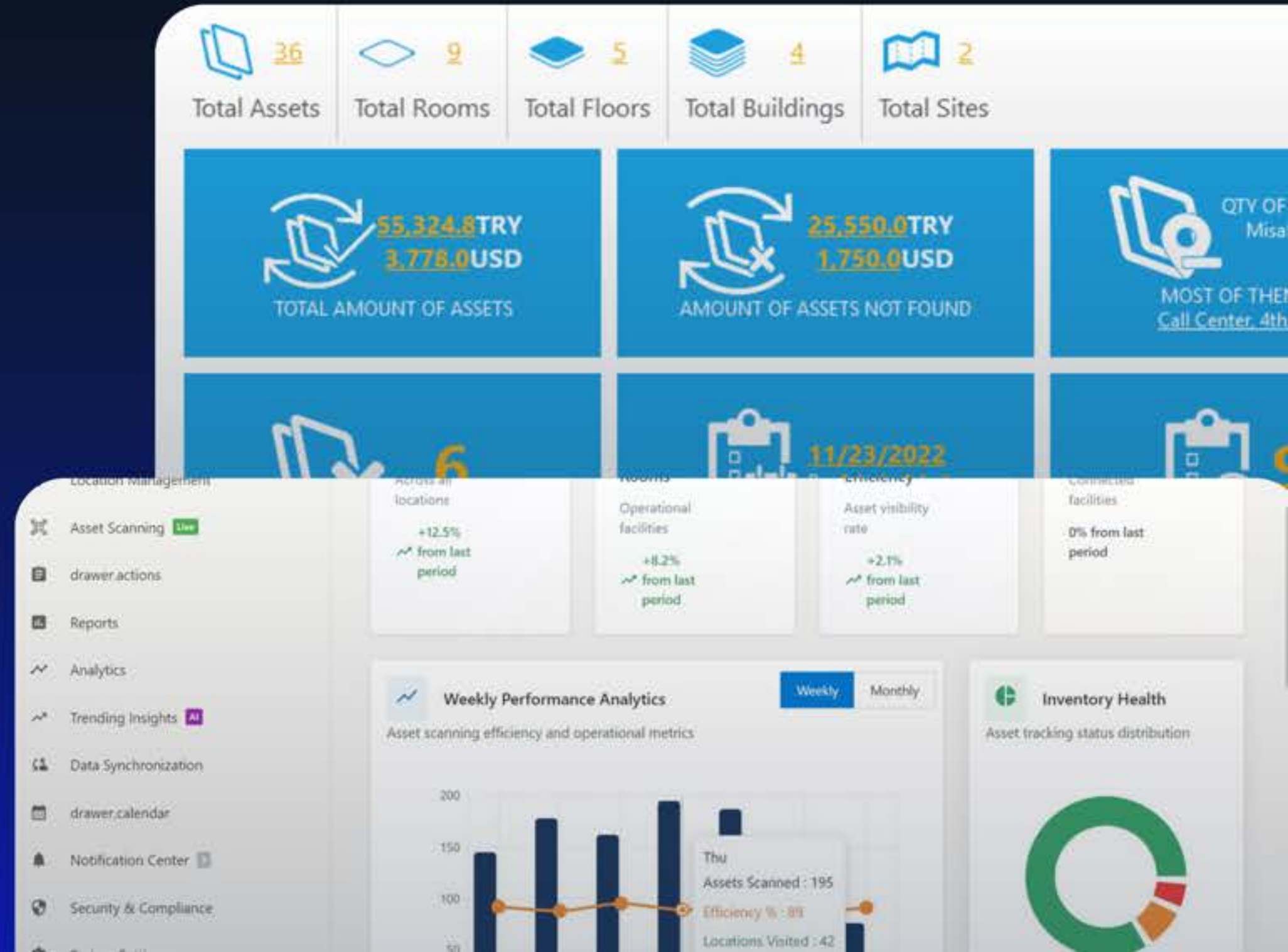
# Visual interaction & color indicator main dashboard

Main dashboard presents all assets info with visual interaction & color indicators to give user 360° view



# Advanced Reporting Tool

- Overview/Snapshot report
- Accounting reports
- Assets management reports
- Audit logs reports
- +30 detailed reports
- Export report available



# Seamless integration with systems

The screenshot displays a 'Developer Integration Center' dashboard. At the top, it states 'Centralized synchronization hub for external platforms and ERP systems'. Below this, three system connection cards are shown: SAP, QuickBooks, and SQL Server/ERP, all with a 'Not Connected' status. The bottom section, titled 'API Documentation', includes 'API Statistics' (Total API Calls: 1,247, Average Response Time: 142ms, Active Webhooks: 8) and a table of 'Available Endpoints'.

Actions	Status	Description	Endpoint	Method
	active	Retrieve all assets	api/v1/assets/	GET
	active	Create new asset	api/v1/assets/	POST
	active	Update asset	api/v1/assets/{id}/	PUT

- API Interface
- Easy integration with various systems
- Pre-built connectors for ERP and accounting systems (Oracle, SAP, QuickBooks, SQL Server, and others)
- Bi-directional synchronization of asset data, operational workflows, and financial reports

# Technical & BA / PM Expert

## Technical Training

Comprehensive technical training on TFAM implementation



## Project Leader Onboarding

Learn and train on BA / PM best practices with an TFAM expert

# Additional Benefits & Support

Implementation Methodology

Prepare your documentation & knowledge base

Integration with your favorite software

Learning Courses

Exclusive & Specialized Training

# Assigned to your Tragging Support



## Dedicated AMs

PoC who will provide full support & help with your project and keep you updated with all TFAM news

Customer Satisfaction



## Customer Success Team

Working With you on your project to help maintain quality and increase your overall satisfaction

# Trusted by decision-makers



# Strategic partnerships that fuel innovation and accelerate growth



Tragging Saudi  
Innovation & Integrated Systems  
For Information Technology Co. -

Riyadh - Qurtuba - Jabal Furqan

+966 (57) 068 3030

[tragging.com](http://tragging.com)

